

SA20/35 SKID AUGERS



AVAILABLE FOR: SSV65 / SSV75 / SVL65-2 / SVL75-2 / SVL95-2s

- SA20: 2" Hex output shaft
- SA35: 2" Hex or 2-9/16" round output shaft
- Center and 18" offset mount to the right
- Planetary gearbox
- Patented level indicator on SA20

The SA20 is ideal for landscapers, contractors, construction companies, farmers, ranchers, and others. The SA35 meets the industrial duty applications of nurseries, landscapers, contractors, construction companies, and municipalities.



Hydraulic hoses are routed out top of gearbox housing, allowing housing to follow auger into a deeper hole without damaging hoses.



Patented level indicator makes it easy to know when the auger is vertical to drill straight holes (SA20 & EA20 only).

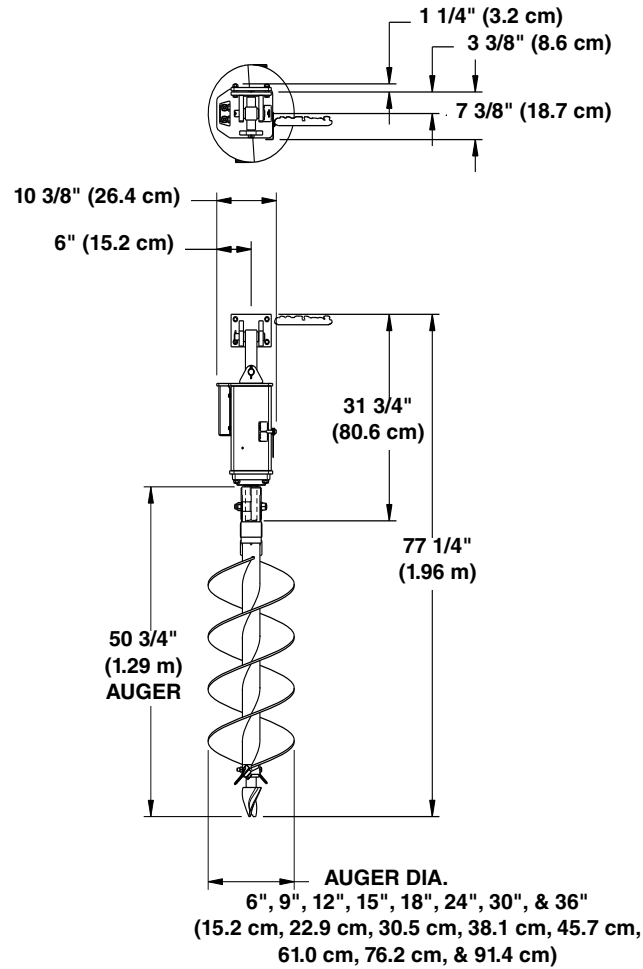


		SA20					SA35		
Hydraulic Requirements		6-30 gpm @ 1500 to 3500 psi (22.7-113.6 Lpm @ 10.34-24.13 MPa)					10-30 gpm @ 1500 to 3500 psi (37.9-113.6 Lpm @ 10.34-24.13 MPa)		
Hydraulic Motor		18.3 CID							
Base Weight w/o Options (kg)		435 lbs w/o auger (197.3)							
Auger Flighting Thickness (mm)		5/16" (8)							
Auger Teeth		Forged, individually replaceable, 40° angle installed on flat side 50° angle installed on angled side							
Gearbox		Hydraulically driven planetary gearbox; reversible							
Gearbox Oil Capacity (mL)		14 oz (414)							
Auger Diameter		6"	9"	12"	15"	18"	24"	30"	36"
Auger Weights - lbs	Dirt - hex hub	45	79	112	116	135	206	224	280
	Dirt - round hub	N/A	70	98	119	131	214	285	380
	Tree - hex hub	N/A	N/A	N/A	N/A	N/A	209	228	289
	Tree - round hub	N/A	N/A	N/A	N/A	N/A	162	236	305
	Rock	60	95	116	149	205	256	N/A	N/A
Number of Teeth	Dirt Augers	2	4	4	5	6	8	10	12
	Tree Augers	N/A	N/A	N/A	N/A	N/A	9	11	13
	Rock Augers & Bolt-on Rock Heads*	6	10	12	14	16	20	N/A	N/A
Lengths	Dirt Auger	49"	49"	50-3/4"	50-3/4"	50-3/4"	50-3/4"	50-3/4"	50-3/4"
	Tree Auger	N/A	N/A	N/A	N/A	N/A	50-3/4"	50-3/4"	50-3/4"
	Rock Augers & Bolt-on Rock Heads	46-1/8"	45-5/8"	45-5/8"	45-5/8"	45-5/8"	45-5/8"	45-5/8"	45-5/8"

*Quantity of teeth includes the 4 drill points to make the auger pilot.

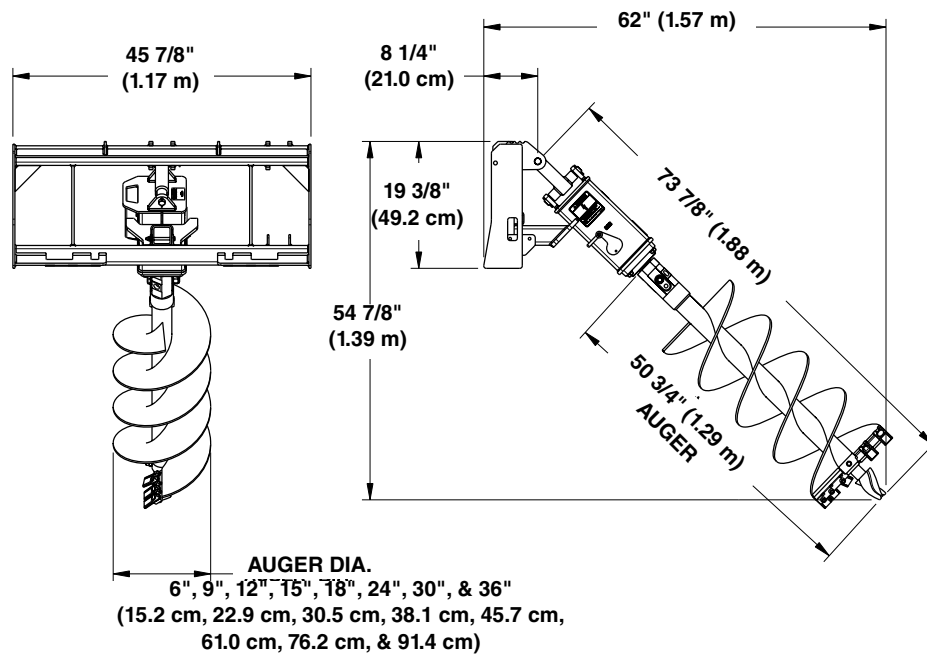
SA20 Model

Specifications & Capacities			
Hydraulic requirements	6-30 gpm (22.7-113.6 Lpm) @ 1500 to 3500 psi (10.34 to 24.13 MPa)		
Base Weight without Options	46 lbs (20.9 kg)		
Auger length	9" (22.9 cm) Auger size = 49" (1.24 m) All other auger sizes = 50 3/4" (1.29 m)		
Auger flighting thickness	5/16" (8 mm)		
Auger pipe	2 1/2" (6.4 cm) ID		
Auger teeth	Forged, Individually Replaceable 40 Degree angle installed on flat side 50 Degree angle installed on angled side		
Number of auger teeth	Hex Head Double Augers 6" (15.2 cm) - 2 teeth 9" (22.9 cm) - 4 teeth 12" (30.5cm) - 4 teeth 15" (38.1cm) - 5 teeth 18" (45.7 cm) - 6 teeth 24" (61.0 cm) - 8 teeth 30" (76.2 cm) - 10 teeth 36" (94.4 cm) - 12 teeth	Hex Head Tree Augers 24" (61.0 cm) - 9 teeth 30" (76.2 cm) - 11 teeth 36" (91.4 cm) - 13 teeth	Rock Augers 6" (15.2 cm) - 6 teeth 9" (22.9 cm) - 10 teeth 12" (30.5 cm) - 12 teeth 15" (38.1 cm) - 14 teeth 18" (45.7 cm) - 16 teeth 24" (61.0 cm) - 20 teeth
Auger pilot	Cast Steel, 3 - Drill Points		Cast Steel, 4 - drill points
Auger drive	Hydraulic		
Gearbox	Hydraulically driven planetary gearbox; reversible		
Gearbox output shaft	2" (5.1 cm) Hex		
Gearbox API-GL-5 oil weight	SAE 90 @ 35° F (1.7° C) min. temperature		
Gearbox oil capacity	14 oz. (414 mL)		
Puff auger part # 317-318A	33 lbs (15.0 kg) 2" (5.1 cm) Pilot bit x 2" (5.1 cm) hex hub x 38.7" (98.3 cm) overall length		
Options and Accessories			
Hitch options & weights	Universal quick attach hitch that meets SAE standards: With 8 foot (2.44 m) hoses for skid steer mount = 127 lbs (57.6 kg) With 24 foot (7.32 m) hoses for tractor front loader mount = 145 lbs (65.8 kg) Bucket side mount with 24 foot (7.32 m) hoses = 44 lbs (20 kg) Bucket side mount without hoses = 14 lbs (6.4 kg)		
Hydraulic motor options & weights	Low flow 71 lbs (32.2 kg) 6-15 gpm (22.7-56.8 Lpm) @ 1500 to 3500 psi (10.34 to 24.13 MPa) Medium flow 71 lbs (32.2 kg) 10-20 gpm (37.9-75.7 Lpm) @ 1500 to 3500 psi (10.34 to 24.13 MPa) High flow 71 lbs (32.2 kg) 15-30 gpm (56.8-113.6 Lpm) @ 1500 to 3500 psi (10.34 to 24.13 MPa)		
Auger sizes	Dirt	6", 9", 12", 15", 18", 24", 30", & 36" (15.2 cm, 22.9 cm, 30.5 cm, 38.1 cm, 45.7 cm, 61.0 cm, 76.2 cm, & 91.4 cm)	
	Tree	24", 30" & 36" (61.0 cm, 76.2 cm, & 91.4 cm)	
	Rock	6", 9", 12", 15", 18", & 24" (15.2 cm, 22.9 cm, 30.5 cm, 38.1 cm, 45.7 cm, & 61.0 cm)	
Bolt-on Rock Head Sizes	6", 9", 12", 15", 18", or 24" (15.2 cm, 22.9 cm, 30.5 cm, 38.1 cm, 45.7 cm, or 61.0 cm)		
Auger extensions (Accessories)	2" (5.1 cm) Hex extension: 24" = 34 lbs and 48" = 58 lbs (61.0 cm = 15.4 kg and 1.22 m = 26.3 kg)		
Coupler options	Pioneer, large flat face, or small flat face = 3 lbs (1.4 kg)		



Post Hole Digger For Bucket Mount

37288



Post Hole Digger For Skid/Loader Hitch Plate, Center & Offset Gearbox Mount

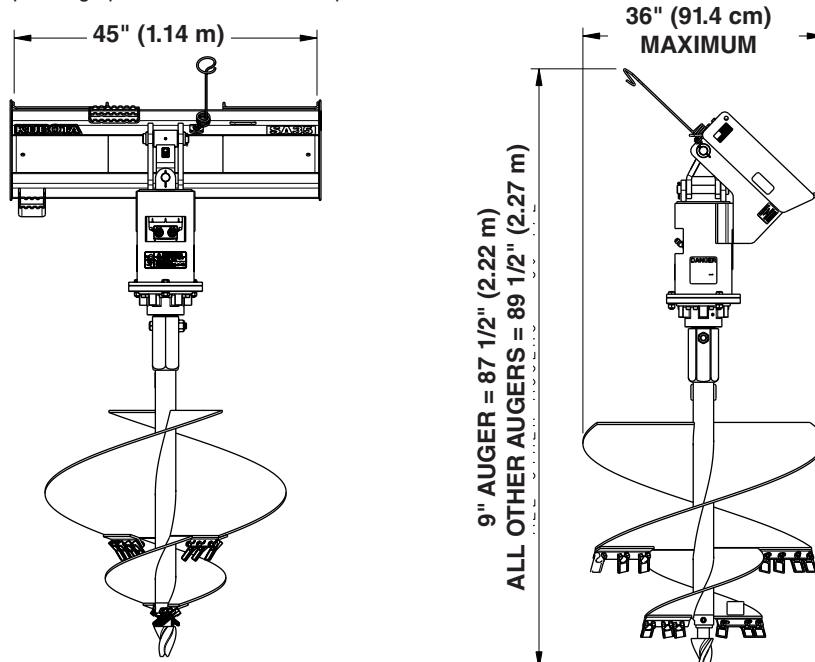
37289

SA35 Model

Specifications & Capacities

Skid Steer Hydraulic Requirements	10 - 30 gpm @ 1500 to 3500 PSI (37.9 - 113.6 lpm @ 10.34 to 24.13 MPa)		
Hydraulic Motor	18.3 CID		
Gearbox	Hydraulically driven planetary gearbox; reversible		
*Output Torque	2,732 ft-lbs (3703.5 Nm) based on 3,000 psi (20.68 MPa) @ 20 gpm (75.7 lpm)		
Hitch	Skid steer type quick attach that meets SAE		
Weight without Auger	435 lbs (197.3 kg)		
Auger Length	9" Auger size = 49" (1.24 m) All other auger sizes = 50 3/4" (1.29 m)		
Auger Flighting Thickness	5/16" (8 mm)		
Auger Pipe	2 1/2" (6.4 cm) ID		
Auger Teeth	Forged, Individually Replaceable. 40 Degree angle installed on flat side and 50 degree angle installed on angled side		
Number of Teeth	Dirt Augers 6" - 2 teeth 9" & 12" - 4 teeth 15" - 5 teeth 18" - 6 teeth 24" - 8 teeth 30" - 10 teeth 36" - 12 teeth	Tree Augers 24" - 9 teeth 30" - 11 teeth 36" - 13 teeth	Rock Augers 6" - 6 teeth 9" - 10 teeth 12" - 12 teeth 15" - 14 teeth 18" - 16 teeth 24" - 20 teeth
Pilot	Cast Steel, 3 -Drill Points		Cast Steel, 4 - drill points
Hex hub puff auger Part# .317-318A	2" (5.1 cm) Pilot bit x 2" (5.1 cm) hex hub x 38.7" (98.3 cm) overall length		
RND hub puff auger Part# 317-318A	2" (5.1 cm) Pilot bit x 2 9/16" (6.5 cm) round hub x 38.7" (98.3 cm) overall length		
Options and Accessories			
Gearbox Output Shafts (Options)	2" (5.1 cm) Hex shaft or 2 9/16" (6.5 cm) round shaft		
Auger sizes (Options).	Dirt, 2" (5.1 cm) hex hub: 6", 9", 12", 15", 18", 24", 30", & 36" Dirt, 2 9/16" (6.5 cm) round hub: 9", 12", 15", 18", 24", 30", & 36" Tree, 2" (5.1 cm) hex & 2 9/16" (6.5 cm) round hubs: 24", 30" & 36"		
Bolt-on Rock Head (Accessory)	6", 9", 12", 15", 18", & 24"		
Auger Extensions (Accessories)	2" (5.1 cm) Hex extension: 24" & 48" Extensions Available 2 9/16" (6.5 cm) OD round extension: 24" & 48" Extensions Available		

*Kubota Tractor Corporation publishes the above specifications for information and comparative purpose only. Input hydraulic flow rates and pressures and output hydraulic flow rates, speed and torque are based on theoretical values and calculations, without considering operating losses, which can and will vary depending upon environmental and product conditions.



37746